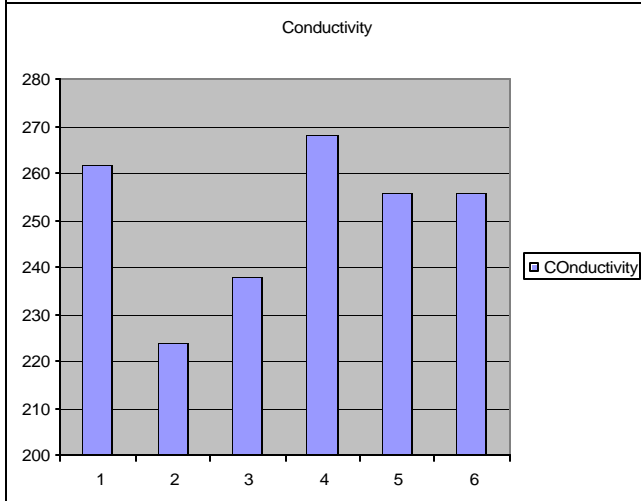
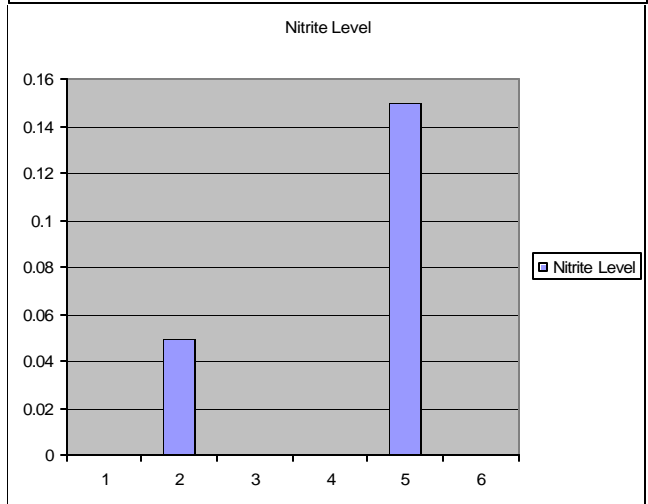
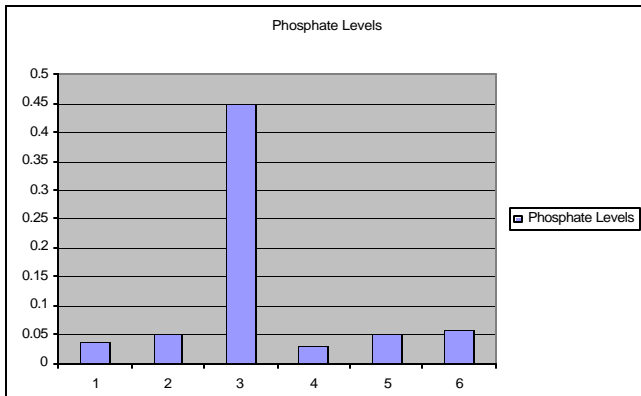
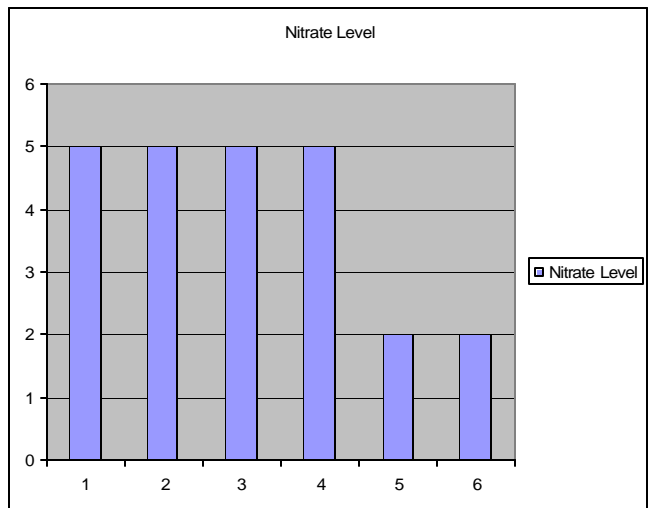
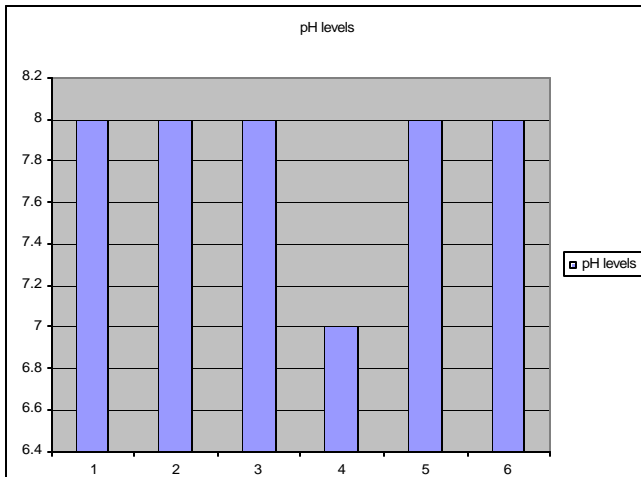


				Chemical Tests		Indian Creek			
Day 1									
	Temperature	pH	Phosphates ppm	Nitrates ppm	Nitrites ppm	Conductivity mS/cm	Areas		
	62F	8	.04ppm	5ppm	0ppm	262	Lanagan		
Day 2									
	58F	8	.05ppm	5ppm	.05ppm	224	Anderson		
	58F	8	.45ppm	5ppm	0ppm	238	Lanagan		
Day 3									
	60F	7	.03ppm	5ppm	0ppm	268	Anderson		
	60F	8	.05ppm	2ppm	0.15ppm	256	Lanagan RU Park		
	60F	8	.06ppm	2ppm	0ppm	256	Lanagan City Park		
Averages	60 F	7.83	0.11	4ppm	.03ppm	250.67			



INDIAN CREEK

WATER QUALITY STUDY

Spring 2004
Lanagan Missouri

NSCI-Field Studies in Geography
Drury University
Springfield, Missouri